

1. CLICK THE "REGISTER" BUTTON ON THE TOP RIGHT OF THE WEBSITE

728680

2. REGISTER USING YOUR PREFERRED E-MAIL AND THEN CLICK "CONTINUE"

St Pauls Soccer Association

Welcome! Please enter your email address to get started.

testregistration@nrfcriverhawks.org

Continue

**3. ENTER YOUR PREFERRED PASSWORD THEN CLICK “CONTINUE”**

**SPORTS CONNECT**  
powered by **stacksports**

**St Pauls Soccer Association**

Let's get an account created for you. You'll be able to use this account across any Stack Sports products.

Password  Please fill out this field.

Confirm Password

**Continue**

**4. YOU WILL THEN BE DIRECTED TO VERIFY YOUR E-MAIL THAT YOU USED FOR REGISTRATION. GO TO YOUR E-MAIL TO VERIFY IT BY CLICKING THE LINK SENT TO YOU**

**SPORTS CONNECT**  
powered by **stacksports**

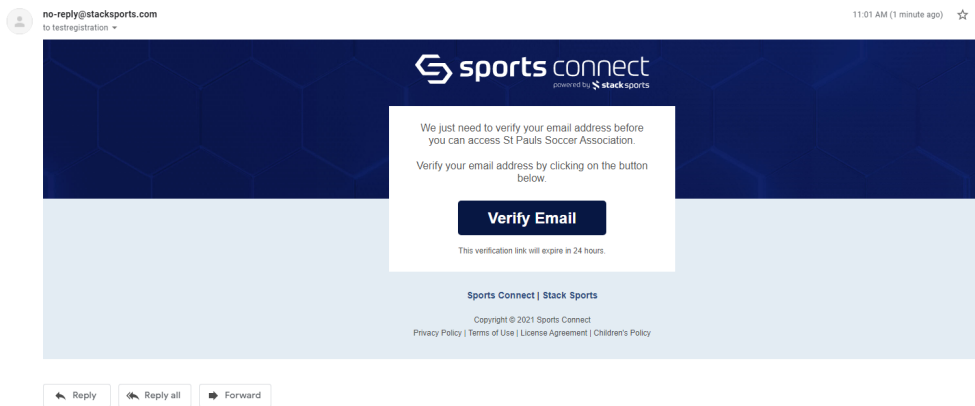
**St Pauls Soccer Association**

Thanks! To continue, please verify your email address [testregistration@nrfriverhawks.org](mailto:testregistration@nrfriverhawks.org) by clicking the link in the email we just sent you.

We've enhanced our account creation process in order to minimize duplicate accounts and need to verify your email to continue.

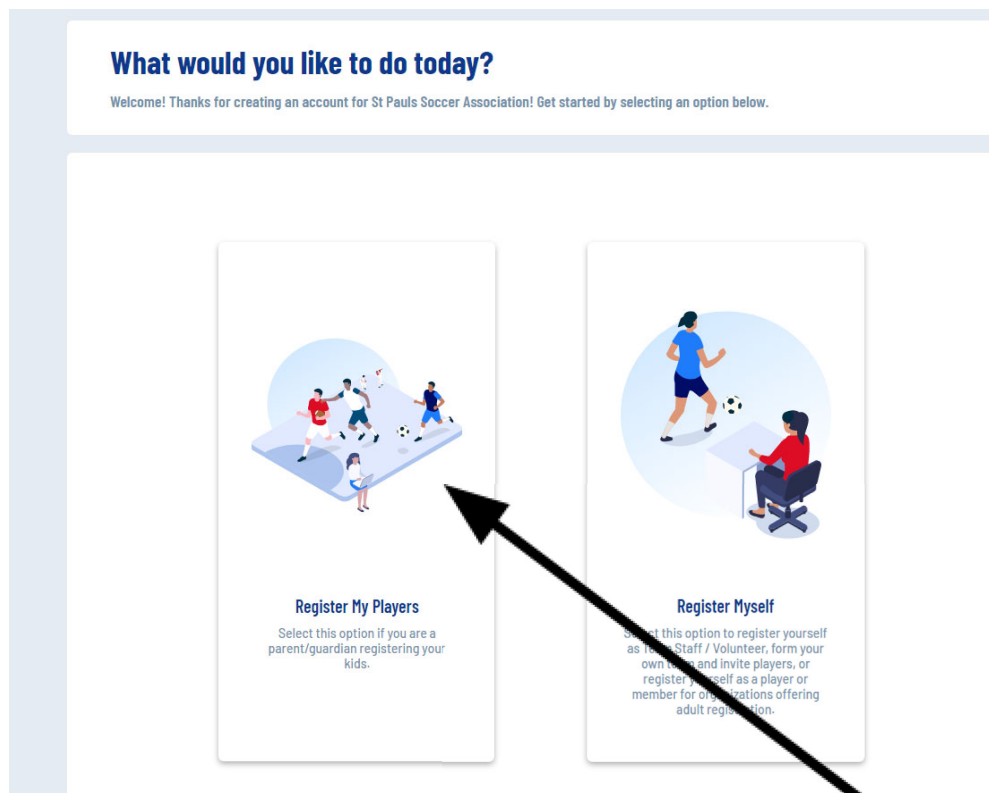
The email may take a few minutes to show up in your inbox. If you don't receive the email in a few minutes, please check your SPAM folder.

## 5. CLICK THE “VERIFY EMAIL” BUTTON TO VERIFY YOUR E-MAIL



## 6. SELECT “REGISTER MY PLAYERS” OPTION

**REGISTER MYSELF FUNCTION IS FOR TEAM STAFF/VOLUNTEER/ADULT REGISTRATIONS ONLY!!!**




**MAKE SURE TO CHOOSE THE “REGISTER MY PLAYERS” OPTION!!!!**

**7. FILL OUT ALL “ACCOUNT HOLDER” INFORMATION  
THIS SHOULD BE YOUR PARENT/GUARDIAN INFORMATION!!!!**

**Okay, let's get to know you first.**

Before we begin adding your kids to your account, we need to collect a few pieces of information from you, the account holder.

### Account Holder Information

 Upload Profile Picture

First Name \*

Last Name \*

Gender \*

Relationship to Player

### Contact Information

Email Address \*

Cell Phone \*

Secondary Email Address

Telephone \*

Do you want to receive text alerts from your organization? [What's this?](#)  Yes  No

**8. CLICK “CONTINUE” BUTTON ONCE ALL PARENT/GUARDIAN INFORMATION  
HAS BEEN ENTERED**

## 9. SELECT THE NUMBER OF PLAYERS YOU WANT TO REGISTER!

Nice to meet you Registration, how many kids are you registering today?

Feel free to include all your kids here. Many sports organizations have programs for all ages.

1 2 3 4

5 +

[← Back](#)

80°F Partly sunny 11:09 AM 5/15/2022

The image shows a web browser window with a registration form. The form has a title "Nice to meet you Registration, how many kids are you registering today?" and a subtitle "Feel free to include all your kids here. Many sports organizations have programs for all ages." Below the text are six circular buttons with the numbers 1, 2, 3, 4, 5, and a plus sign (+). A "Back" button is located at the bottom left of the form area. The browser's address bar and taskbar are visible at the bottom of the window.

10. Enter in the Players “Legal First Name”

11. Click “Continue”

## 12. FILL OUT ALL THE PLAYERS INFORMATION AND THEN CLICK “CONTINUE” WHEN COMPLETE

### Got it, now let's get TestChild's info

It's important that you enter the legal first name & last name, as well as correct birthday so we can make sure to get TestChild registered in the right program.

Adding a New Participant should be for players only. Make sure to enter all appropriate information and correct information to ensure player is placed on the correct team. Please do not enter pare


[Read More](#)

### Player Information

Legal First Name \*

TestChild

Legal Last Name \*



Gender \*

Date of Birth \*

#### + Birth Certificate

Please upload a copy of the players birth certificate in PDF, JPG, or GIF file

Only .png, .jpg, .pdf, .jpeg, .gif files allowed.  
Max file size 10MB

### Address Information

Same as primary account Yes

Street \*

648 N Old Stage Road

City \*

St. Pauls

State \*


ZIP \*


**13. NOW YOU CAN SELECT THE AVAILABLE PROGRAM YOU WISH TO PARTICIPATE IN FOR THAT PARTICULAR CHILD/PLAYER**

**Here are the available activities for your players**

Please select any activities you would like to register your kids in. Available activities are based on age and gender and configured by St Pauls Soccer Association.

If you do not see the division that you feel you should be registering for, please contact us directly at [stpaulsbulldogssoccer@gmail.com](mailto:stpaulsbulldogssoccer@gmail.com) for assistance. [Read More](#)

 **Available programs for TestChild** ^

1  **8v8 Summer League** [Hide Divisions](#)

Boys Grades 9-12  
Season Dates: 06/20/2022 - 07/30/2022  
Registration Close Date: 06/20/2022

**\$40**

[Select](#)


[< Back](#) [Skip](#)

**14. CLICK THE BLUE “SELECT” BUTTON FOR THAT PROGRAM, AND THEN CLICK THE BLUE “CONTINUE” BUTTON!**

**15. FILL OUT THE PROGRAM QUESTIONS FOR THAT PARTICULAR PLAYER, VIEW AND ACCEPT THE MEDICAL WAIVER, AND THEN CLICK “CONTINUE” WHEN COMPLETE**


### Please fill out the program questions below

The following information is requested by your organization for enrollment. Please ensure that Legal First name and Legal Last name are entered below.


 TestChild

Legal First Name \*  Legal Last Name \*

Gender \*  Date of Birth \*

 Upload Profile Picture

**Birth Certificate**  
Please upload a copy of the players birth certificate in PDF, JPG, or GIF file  
Only .png, .jpg, .pdf, .jpeg, .gif files allowed.  
Max file size 10MB

 8v8 Summer League

Is the participant new or returning? \*  
 New  Returning

Rising Grade: \*

Physical conditions of which the staff should be aware of:

Jersey Size: \*

**16. CLICK “CONTINUE” UNTIL YOU GET TO THE “IT’S TIME TO CHECK OUT” SCREEN. DO NOT SIGN UP FOR ANYTHING YOU DON’T WANT.**

**17. CHOOSE ANY PLAYER DONATION AMOUNT**

**18. DO NOT SELECT THE SPORTS CONNECT “SECURE FEE”.**

**19. THEN ENTER IN YOUR CREDIT CARD INFORMATION**

**20. ENTER IN THE BILLING ADDRESS**

**21. AGREE TO THE TERMS AND CONDITIONS “CHECK BOX”**

**22. CLICK THE BLUE “SUBMIT ORDER” BUTTON!**

**NOW YOUR REGISTRATION IS COMPLETE!!!**